


SYSTEM DELTA 30  
COLOUR CONCEPT




## System colours 01

Grey-white RAL DESIGN 000 90 00



Light grey RAL 7035



Malachite green NCS 2060 - B 50 G



Manganese grey DB 703




Azurite blue NCS S 2565 - R 80 B



---

## Metal colours 02

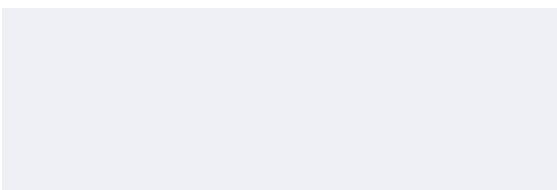
Light grey RAL 7035



---

## Furniture colour 05

Grey-white similar RAL DESIGN 000 90 00



---

## Plinth colour 06

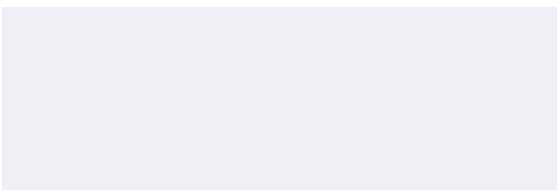
Basalt grey similar RAL 7012




---

## Media carrier colour 07

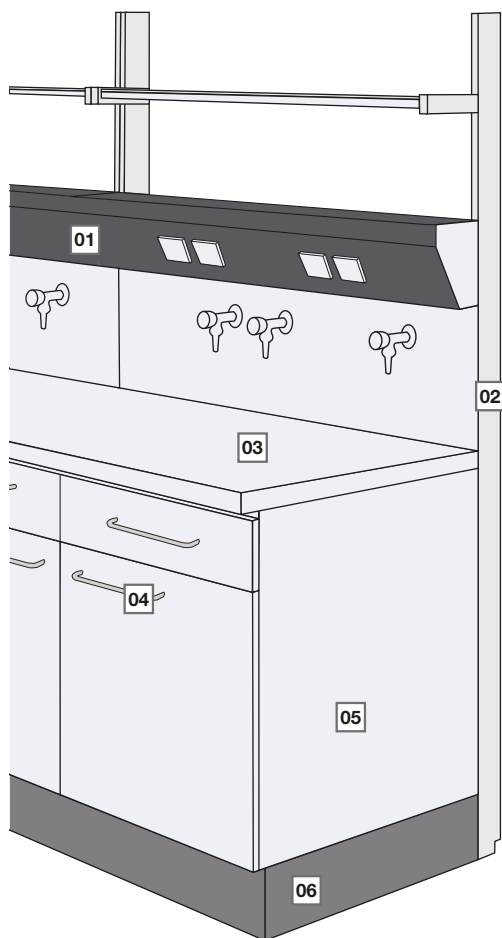
Grey-white RAL DESIGN 000 90 00




Light grey RAL 7035



# Application Examples



System DELTA 30 Wall workbench



System DELTA 30 Media column

## 01 System colours

System ducts, Table ducts, optionally in:

|                 |                      |
|-----------------|----------------------|
| Grey-white      | RAL DESIGN 000 90 00 |
| Manganese grey  | DB 703               |
| Light grey      | RAL 7035             |
| Malachite green | NCS 2060 - B 50 G    |
| Azurite blue    | NCS S 2565 - R 80 B  |

## 02 Metal colour

System stands, storage levels, racks, fume cupboard window frames, pilaster strips, ladder frames, etc.

|            |          |
|------------|----------|
| Light grey | RAL 7035 |
|------------|----------|

## 03 Worktops

According to requirements

## 04 Furniture handles

Bow handle  
Stainless steel

## 05 Furniture colour

Furniture elements, rounded PP safety edges of furniture fronts and Melamine worktops

|            |                              |
|------------|------------------------------|
| Grey-white | similar RAL DESIGN 000 90 00 |
|------------|------------------------------|

## 06 Plinth colour

Furniture plinth

|             |                  |
|-------------|------------------|
| Basalt grey | similar RAL 7012 |
|-------------|------------------|

## 07 Media carrier colour

Media columns: Frame, cassettes

Spine: Frame, cassettes

|            |                      |
|------------|----------------------|
| Grey-white | RAL DESIGN 000 90 00 |
| Light grey | RAL 7035             |

## Melamine resin worktop

Grey-white (similar RAL 000 90 00)



## Stoneware worktop

Polar 13



Light grey (similar RAL 7035)



Alu 76



## Further alternative materials for worktops

Multiplex



Glass



Chromium-nickel-steel





## Trespa® TopLab plus® worktop

Pastel Grey T03.1.0



## Solid-core worktop

Grey-white (similar RAL 000 90 00)



Silver Grey T03.04.0



Light grey (similar RAL 7035)



Laminated stoneware, Polar13



Polypropylene, light grey (similar RAL 7035)



### Note:

Almost all worktops can be supplied as required, with or without beading.

[www.wesemann.com](http://www.wesemann.com)

**Wesemann GmbH** – Headquarters

Max-Planck-Straße 15–25  
28857 Syke

Phone: +49 (0) 42 42 594-0

Fax: +49 (0) 42 42 594-333

E-Mail: [info@wesemann.com](mailto:info@wesemann.com)

